



**PT-PSE105GS-E**

## DC Input Boost Fiber PoE Injector

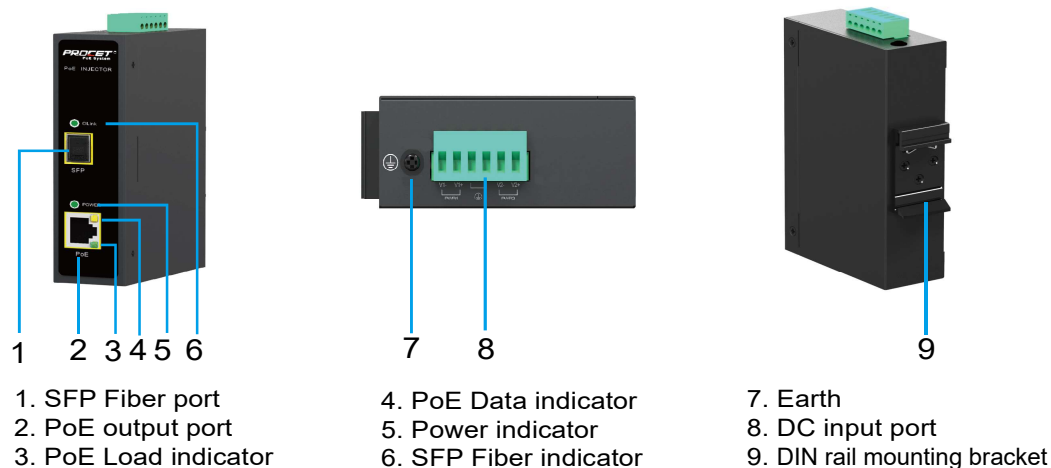
### Product Overview

PT-PSE105GS-E is a single-port, industrial-scale, boost PoE injector. It provides 55Vdc, 0.55A power for remote PDs over 2-pairs output with 4KV (10/700us) surge protection. It supports 10/100/1000Mbps of data speed. It works for 30W PoE PDs, such as wireless access points, network cameras, VoIP phones and other high power Ethernet terminals. It is also compatible and safe to use with any IEEE802.3af/at compliant terminals. It works as a switch, data is interoperable between PoE port and SFP port.

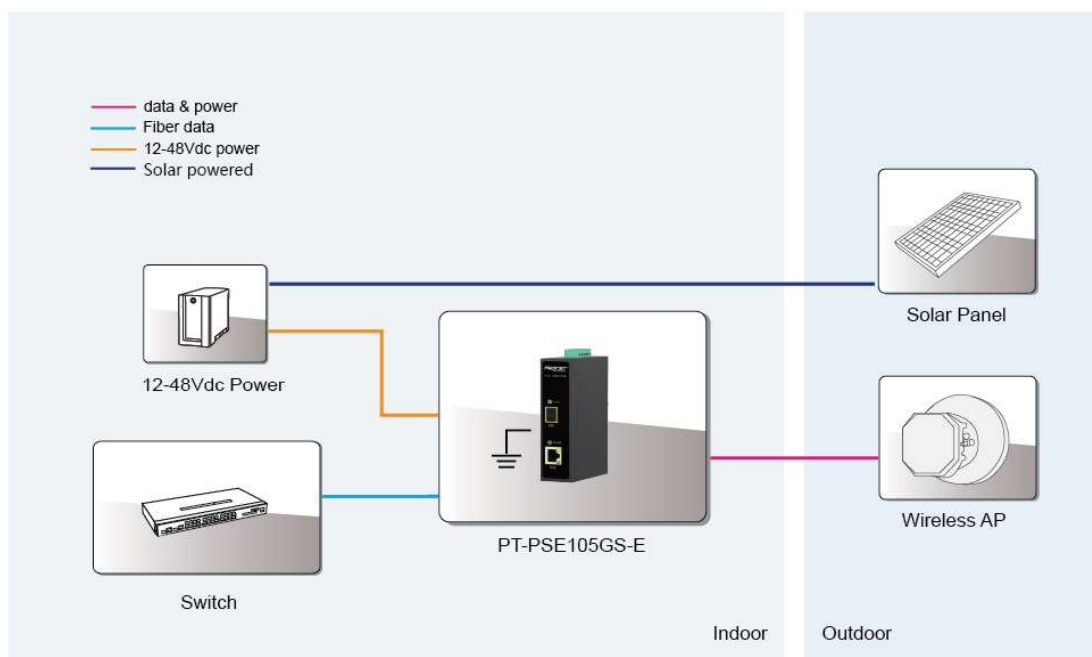
PT-PSE105GS-E is designed for indoor use. It works with input voltage of 12-48Vdc and operates under -40℃ to 65℃. It has detection chip inside, which will detect and classify PD before powering it. It will not apply power until a standard-compliant PD is detected. The effective distance is 100m over Cat5e/Cat6 cables.

This model equipped standard DIN rail mounting bracket, which can easily jam into the guide rail.

### Product Profile



### Product Working Diagram



## Specification

### Standard

- IEEE802.3 10Base-T Ethernet
- IEEE802.3u 100Base-Tx Fast Ethernet
- IEEE802.3ab 1000Base-T Gigabit Ethernet
- Full compliant with IEEE802.3af/at
- RoHS Compliance
- WEEE Compliance

### Input & Output

- Input :12-48Vdc 3.5A
- Output: 55Vdc 550mA
- Power Pins: 4/5(+), 7/8(-)
- Data Speed: 10/100/1000Mbps

### Working Environment

- Operating Temperature: -40℃ to 65℃
- Operating Humidity: 20% to 80%, non-condensation
- Storage Temperature: -40℃ to 85℃
- Storage Humidity: 10% to 90%, non-condensation
- Operating Altitude: up to 5000meters

### PoE Surge Protection

- Protected line: 1,2,3,4,5,6,7,8
- Common mode surge protection(10/700us): 4KV
- Differential mode surge protection (10/700us): 1.5KV

### Mechanical Characteristics

- Case: Metal
- Color: Black
- Mounting: DIN-rail
- IP Rated: IP40
- Size: 144.5mm X 86mm X 35.4mm
- Weight: 485g

### EMI

- FCC CFR47 Part 15, EN55024, EN55032

### EMS

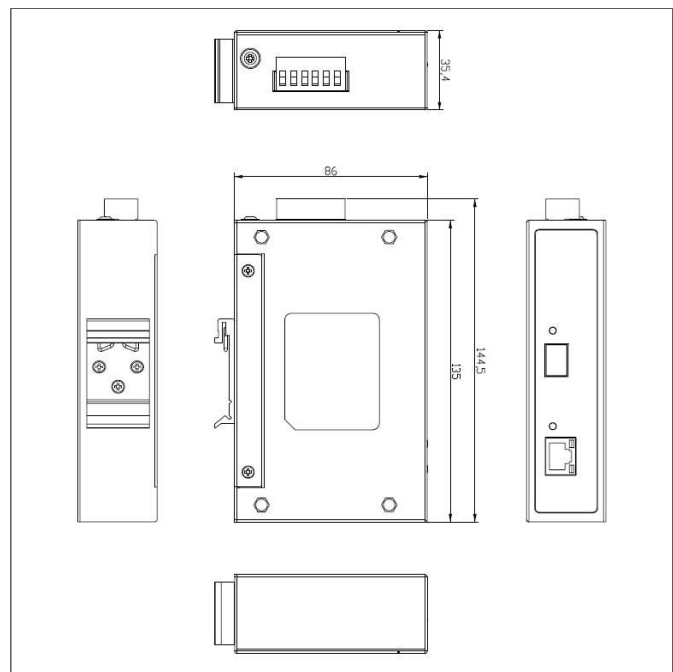
- IEC61000-4-2(ESD)  $\pm 6\text{kV}$ (contact),  $\pm 8\text{kV}$ (air)
- IEC61000-4-3(RS) 10V/m(80MHz~2GHz)
- IEC61000-4-4(EFT) Power Port:  $\pm 2\text{kV}$ ; Data Port: $\pm 1\text{kV}$
- IEC61000-4-5(Surge) Power Port: $\pm 1\text{kV/DM}$ ,  $\pm 2\text{kV/CM}$
- IEC61000-4-6(CS) 10V(150kHz~80MHz)

### Immunity

- IEC60068-2-6(Vibration)
- IEC60068-2-27(Impact)
- IEC60068-2-32(Free Fall)

### LED Indicator

- Power Indicator : Green
- PoE Load Indicator : Green
- SFP fiber indicator: Green
- PoE data indicator: Yellow



**Order Info.** PT-PSE105GS-E

Boost/55Vdc/0.55A/1000M/4,5(+),7,8(-) /Surge Protection/Active

### Packing

PT-PSE105GS-E  
Ground lug Wire: 16AWG  
Manual x 1



This document belongs to PROCET company. It is not allowed to reproduce and modify without the original author's permission. It is PROCET's policy to improve its products as new technology, components, software, and firmware at any time. PROCET, therefore, reserves the right to change specifications without prior notice. (2019.07)