



Datenblatt - Fiche technique - Data sheet
S1400 ~ S1419



UTP-Patchkabel konf. Kat.5e

Câble patch UTP conf. Cat.5e

UTP Patch Cord Cat.5e

6

5

4

3

2

1

F

F

E

E

D

D

C

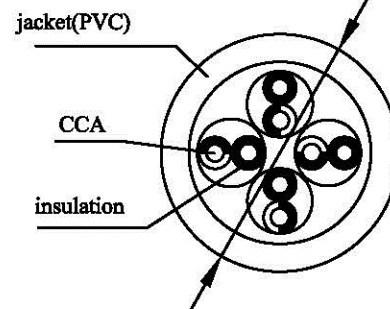
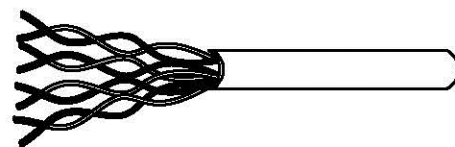
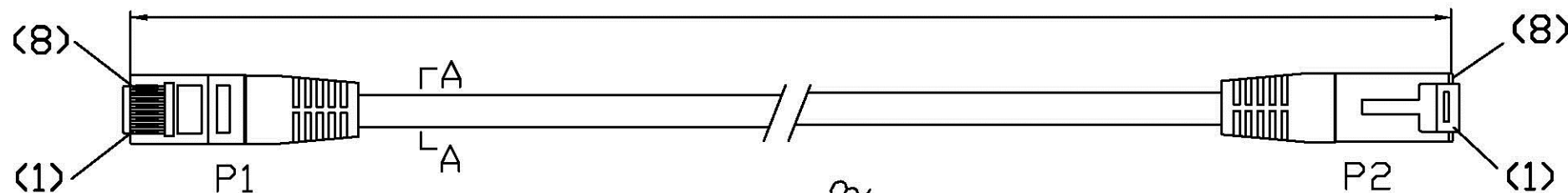
C

B

B

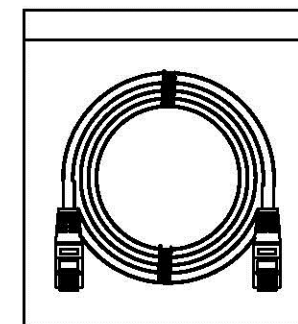
A

A

 $L \pm 3\%$ 

Connecting

P1	568B COLOR	P2
1	WH/ORG	1
2	ORG	2
3	WH/GRN	3
4	BLU	4
5	WH/BLU	5
6	GRN	6
7	WH/BWN	7
8	BWN	8



SPECIFICATIONS:

1. CONDUCTOR:

1.1 CONDUCTORS: 24AWG CCA $7 \times 0.20 \pm 0.015\text{mm}$

1.2 CONDUCTOR INSULATION COLOR CODING: ONE WHITE/ORANGE, ONE ORANGE, ONE WHITE/GREEN, ONE GREEN, ONE BLUE, ONE WHITE/BLUE, ONE WHITE/BROWN, ONE BROWN.

2. CABLE JACKET

2.1 PRINTING ON THE JACKET: ACCORDING TO CUSTOMER'S REQUEST

3. CABLE ASSEMBLY

3.1 SEE SECTION A-A FOR DIMENSIONS

3.2 CABLE TIE: WHITE

3.3 WIRING T568B COLOR

3.4 CONTACT PLUG: RJ45 8P8C 3u UL 94V-2

4. CABLE JACKET COLOR: Beige 687#

5. LENGTH: $L \pm 3\%$

rotronic

UTP CAT5e CCA CABLE 24AWG

PATCH CORD LM

DATE

2012. 4. 6

6

5

4

3

2

1